

SMR 8520 PG J

Thru Beam

Standard, Photoelectric Sensors

Compatible Transmitter:

SMT 8000 PG J



| Product Data | |
|-------------------|--|
| Function: | Receiver |
| Supply Voltage: | 10 - 30 V dc |
| Light Source: | - |
| Housing Material: | Plastic |
| Housing: | M18 x 1 |
| Control Feature: | Sensitivity pot. and light/dark switch |
| Connection: | 4 pin, M12 plug |
| Sensing Range: | 20 m |
| Output: | PNP |
| Output Status: | N.C./N.O. |
| Operation Mode: | Thru Beam |

| Technical Data | |
|-----------------------------|--------------------------|
| Supply Voltage: | 10 - 30 V dc |
| Voltage Ripple: | 15 % |
| Reverse Polarity Protected: | Yes |
| Short Circuit Protected: | Yes |
| Current Consumption: | 5 mA |
| Max. Output Load: | 120 mA / 30 V dc |
| Max. Residual Voltage: | 1,5 V |
| Max. Operation Frequency: | 100 Hz |
| Power On Indicator: | Green LED |
| Output Indicator: | Yellow LED |
| Hysteresis: | Approx. 10 - 30 % |
| Light Source: | - |
| Opening Angle: | +/- 6° |
| Emission Angle: | - |
| Cable: | 3 x 0,14 mm ² |

| | |
|----------------------------------|---------------|
| Response Time ton / toff: | 5 ms / 5 ms |
| Housing Material Sensor Housing: | Polycarbonate |
| Housing Material Lens Cover: | Polycarbonate |
| Cable Sleeve: | PVC Ø 4,0 mm |
| Test Input: | - |
| Control Input: | - |

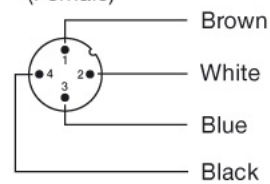
| Environmental Data | |
|------------------------|--------------------|
| Vibration: | 10 - 55 Hz, 0,5 mm |
| Shock: | 30 g |
| Operation Temperature: | -20 to +60 °C |
| Storage Temperature: | -40 to +80 °C |
| Sealing Class: | IP 67 |
| Light Immunity 5': | > 10 000 lux |
| Light Immunity 15': | - |

Approvals

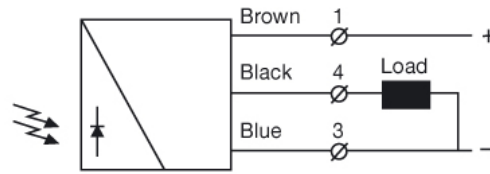


Connections

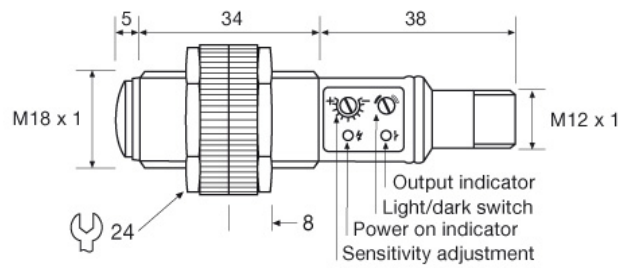
4 pin, M12

Sensor Plug
(Male)Cable Plug
(Female)

Wiring Diagram

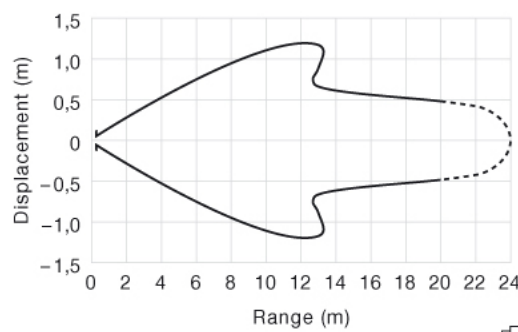


Dimensions

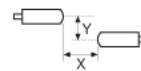


Sensing Characteristics

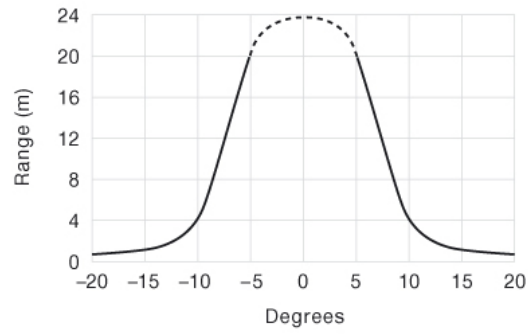
Parallel Displacement



SMT 8x00 and SMR 8x20



Angular Displacement



SMR 8x20

